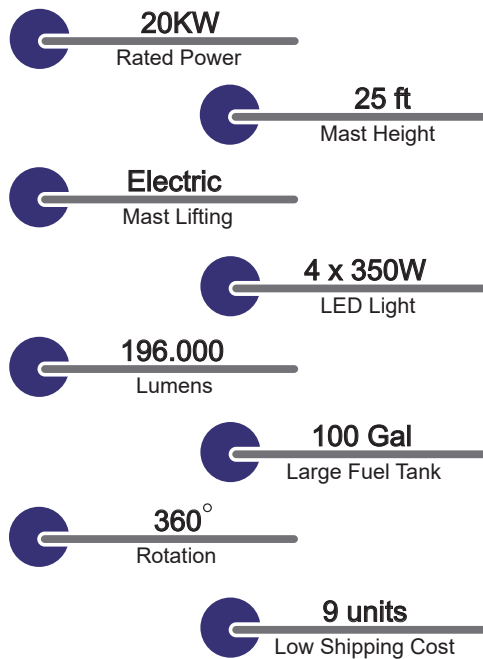


UQ20E-LED LIGHT TOWER

ULTRAQUIP



Features

- >> Powered by ISUZU engine with reliable power output
- >> With forklift pockets and lift point for transportation
- >> Easy accesses for maintenance and control
- >> 5 stabilizers, four of which are extensible to guarantee stability
- >> Draw bar with ball coupling
- >> Suitable for all weather conditions.

Application

- >> Mining site
- >> Construction
- >> Utilities
- >> Special events
- >> Military
- >> Airport and seaport
- >> Emergency lighting solution

General Spec

Model	UQ20E-LED
Rated Frequency	60HZ/1800rpm
Rated Voltage	1P,120V or 1P, 240V
Rated Power	20KW
Min.working Temperature	-13°F
Max.working Temperature	122 °F
Noise Level	71dBA@23ft
Fuel Tank Capacity	100Gal
Tank refilling	Internal
Dimensions(Unfolded)	295H 114W 124L in Open
Dimensions(folded)	113.7H 74.4W 124L in
Sockets	2x20A, 2x30A, 2x50A

UQ20E-LED

LIGHT TOWER

ULTRAQUIP

Specifications

Model	UQ20E-LED
Fuel Consumption@4 lamps on	0.39gph
Dry Weight	3108Lbs
Engine	
Brand	ISUZU
Model	4LE2T
Engine Type	4-stroke diesel
Number of Cylinders	4
Bore and Stroke mm (in)	85x96 (3.35x3.78)
Displacement L (cu.in)	2.719 (165.9)
Speed	1800rpm
Continuous Output	23.3KW
Injection Type	Direct Injection
Aspiration Type	Turbocharger
Oil Pan Capacity (Max)	8.4L / 2.22Gal
Oil Pan Capacity (Effective)	5.9L / 1.56Gal
Cooling System (with Radiator)	10.2L / 2.69Gal
Speed Governor	Electronic
Starter Capacity (V-kW)	12-2.0
Alternator Capacity (V-A)	12-50
Alternator	
Brand	Stamford
Model	S0L2-M1
Rated Volts / Phase	120V, 1P
Rated Frequency	60HZ
Continuous Output	20.8KW
Exciting Type	Brushless
Voltage Regulation	±1%
Insulation Class	Class H
Power Factor	1
Environment Protection	IP23
Lights	
Lamps	LED Light
Wattage	4x350W
Total Lumens	196,000
Mast	
Type	Electric
Mast sections	5
Rotation	360°
Max Height	25ft
Wind proof	60mile/h
Chassis	
Wheels	2 x ST225/75R15
Stabilisers	5
Signalling lamps	Tail Light


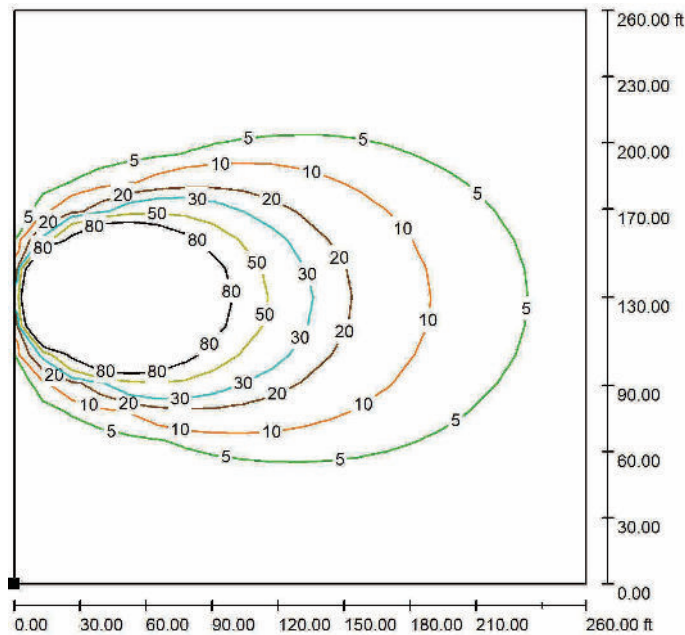
UQ20E-LED

LIGHT TOWER

ULTRAQUIP

Light Range

- >> Light: 4x350W
- >> Lighting Area: 28374ft²@5lx
- >> Total Acreage: 260ft x 260ft
- >> Luminosity: 20 lx average in the whole area 93097ft²

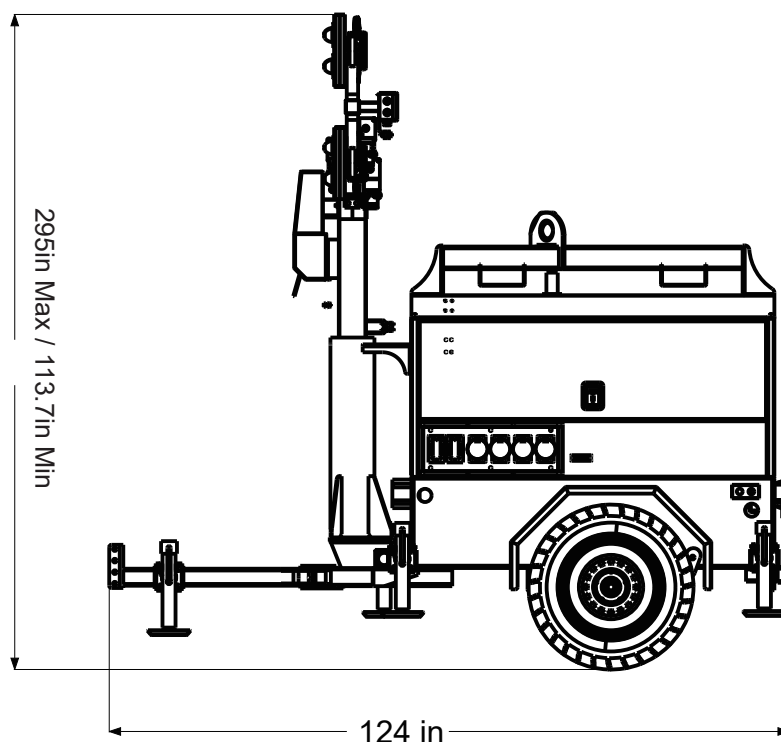
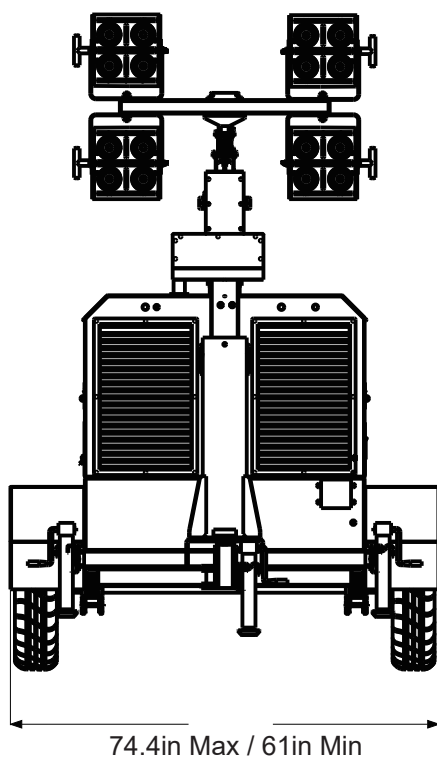


UQ20E-LED

LIGHT TOWER

ULTRAQUIP

Dimensions



Working Mode

Dimensions(Unfolded): 295H 114W 124L in

Transport Mode

Dimensions(Folded): 113.7H 74.4W 124L in